


RING CABINET



STRUCTURE

The perimeter of the structure is made of top-quality metal sheet, painted and protected thanks to the hot painting process with epoxy-polyester powders, in four colours. Sides, back and cover are attached through 4 aluminium corner joints. Their particular shape, thin but long, makes it possible to fully fit the thickness of doors and back. On the back of the cabinet, there are some levelling pins, which perfectly level the piece of furniture after it has been assembled. (depth 35 cm / prof. 47 cm)

DOORS AND DRAWERS

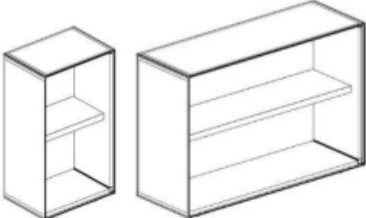
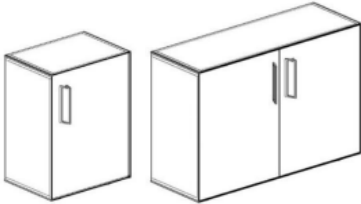
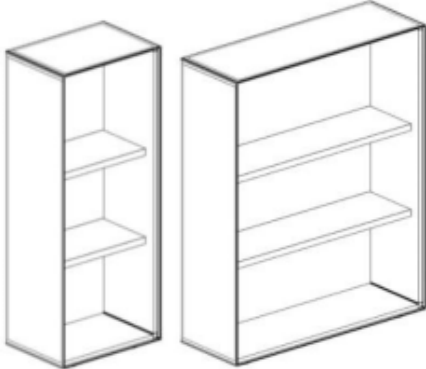
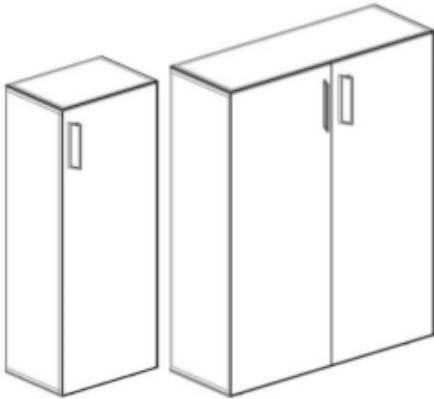
Doors: available in ecological wood. The doors can be made of frosted or coloured glass, assembled on the aluminium frame with a minimally visible profile. All the doors are equipped with safety locks.

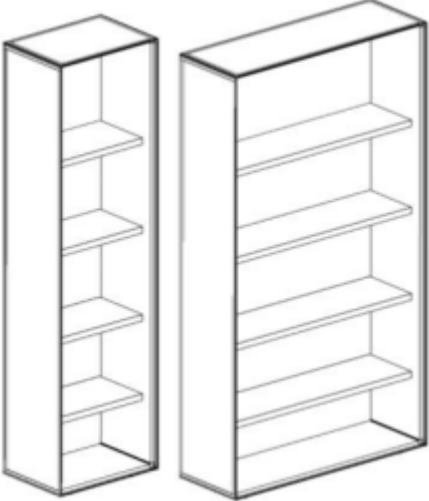
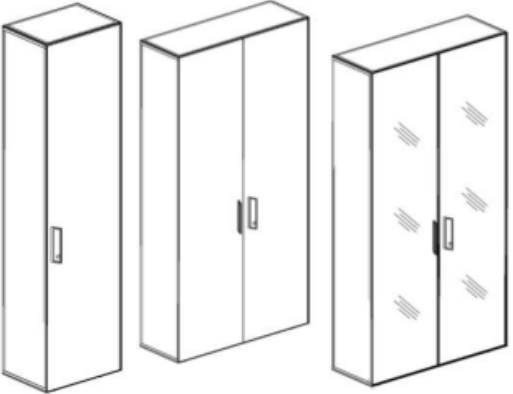
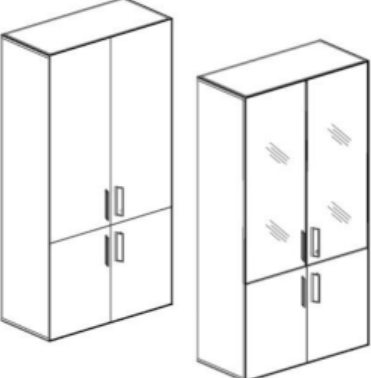
Filing cabinet drawers (depth 47 cm): they make it possible to file material with suspended folders, each drawer has a separate lock, can be fully taken out through a frame equipped with sliding rails. The front of the drawers matches the ecological wood finishes.

NOTE

Top (depth 35/47 cm): in the standard version, the top is made of metal, upon request it can be made of ecological wood or painted glass.






TYPES

	<p><u>OPEN LOW CABINET – H 72 / 84</u></p> <p>cm 50 x 35 x 72 cm 50 x 35 x 84</p> <p>cm 100 x 35 x 72 cm 100 x 35 x 84</p>	<p>RI001V RI102V</p> <p>RI002V RI103V</p>
	<p><u>LOW CABINET WITH DOORS – H 72/84</u></p> <p>cm 50 x 35 x 72 - RIGHT cm 50 x 35 x 84 - RIGHT cm 50 x 35 x 72 - LEFT cm 50 x 35 x 84 - LEFT</p> <p>cm 100 x 35 x 72 – TWO DOORS cm 100 x 35 x 84 – TWO DOORS</p>	<p>RI086V RI105V RI085V RI104V</p> <p>RI087V RI106V</p>
	<p><u>OPEN MEDIUM CABINET – H 131</u></p> <p>cm 50 x 35 x 131 cm 100 x 35 x 131</p>	<p>RI339V RI340V</p>
	<p><u>MEDIUM CABINET WITH DOORS – H 131</u></p> <p>MELAMINE</p> <p>cm 50 x 35 x 131 - RIGHT cm 50 x 35 x 131 - LEFT cm 100 x 35 x 131 – TWO DOORS</p> <p>MELAMINE+ FROSTED GLASS</p> <p>cm 50 x 35 x 131 - RIGHT cm 50 x 35 x 131 - LEFT cm 100 x 35 x 131 – TWO DOORS</p> <p>MELAMINE + COLOURED GLASS</p> <p>cm 50 x 35 x 131 - RIGHT cm 50 x 35 x 131 - LEFT cm 100 x 35 x 131 – TWO DOORS</p>	<p>RI342V RI341V RI343V</p> <p>RI363V RI362V RI366V</p> <p>RI361V RI360V RI365V</p>











	<p><u>OPEN HIGH CABINET – H 204</u> cm 50 x 35 x 204 cm 100 x 35 x 204</p>	<p>RI053V RI054V</p>
	<p><u>HIGH CABINET WITH DOORS – H 204</u> MELAMINE cm 50 x 35 x 204 - RIGHT cm 50 x 35 x 204 - LEFT cm 100 x 35 x 204 – TWO DOORS</p> <p>MELAMINE+ FROSTED GLASS cm 100 x 35 x 204 – TWO DOORS</p> <p>COLOURED GLASS cm 100 x 35 x 204 – TWO DOORS</p>	<p>RI092V RI091V RI093V</p> <p>RI379V</p> <p>RI380V</p>
	<p><u>HIGH CABINET WITH DOUBLE DOORS – H 204</u> MELAMINE cm 100 x 47 x 204</p> <p>MELAMINE+ FROSTED GLASS cm 100 x 47 x 204</p> <p>COLOURED GLASS cm 100 x 47 x 204</p>	<p>RN067V</p> <p>RN137V</p> <p>RN076V</p>

FINISHES

METAL STRUCTURE

				
V01 BIANCO WHITE BLANC	V73 ARGENTO SILVER ARGENT	V98 NERO BLACK NOIR	V48 GRIGIO GREY GRIS	V03 AVORIO IVORY IVOIRE

MELAMINE DOORS, TOP AND COVERING PANELS

				
T01 BIANCO WHITE BLANC	T62 GRIGIO CENERE ASH GREY GRIS CENDRE	T03 PANNA CREAM CRÈME	T07 FAGGIO BEECH HÊTRE	T61 TORTORA DOVE-GREY GRIS TORTERELLE
				
T32 ROVERE CHIARO LIGHT OAK CHÊNE CLAIR	T40 NOCE CANALETTO WALNUT NOYER	T42 ROVERE SCURO DARK OAK CHÊNE NOIR	T48 BIANCO VENATO VEINED WHITE BLANC VEINÉ	T60 EUCALIPTO EUCALYPTUS EUCALYPTUS

MELAMINE BACK



T01
BIANCO
WHITE
BLANC



T62
GRIGIO CENERE
ASH GREY
GRIS CENDRE



T03
PANNA
CREAM
CRÈME

GLASS DOORS



ACIDATO
FROSTED
ACIDIFIÉ



VV01
BIANCO
WHITE
BLANC



VV28
RUBINO
RUBY
RUBIS



VV56
NERO
BLACK
NOIR